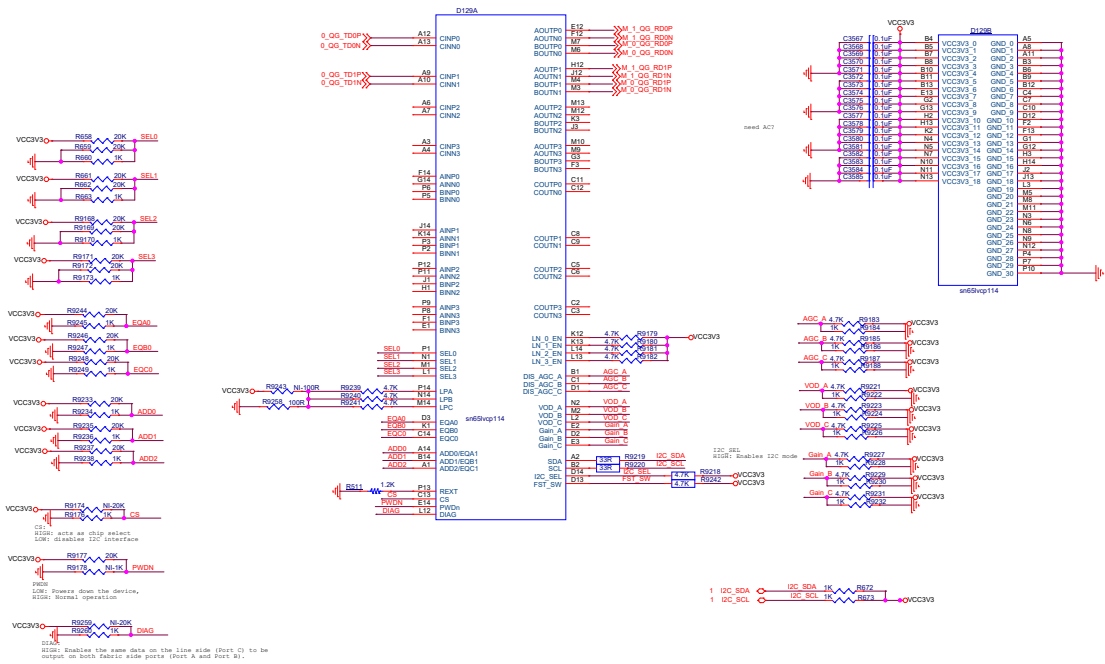


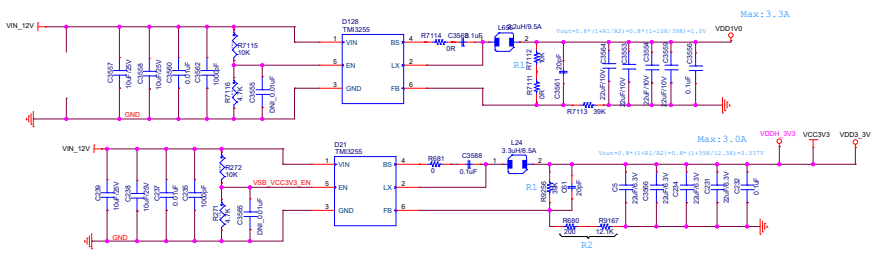
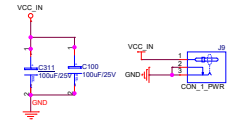
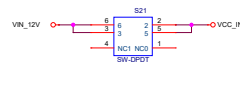
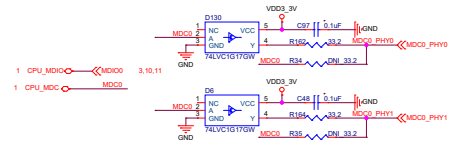

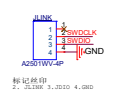
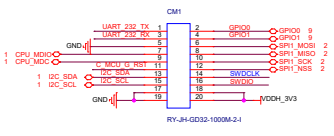
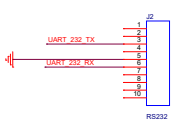
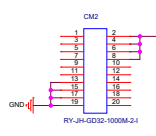
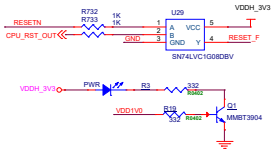
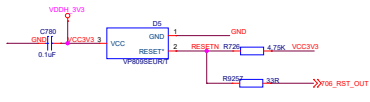
1-50285
 TX0->RX1, TX1->RX0
 1-50285-->2-50285
 1-TX0->2-RX0, 1-TX1->2-RX1

Rev	<Title>	Rev
Doc	Document Number	Rev
Doc	<Doc>	Rev
Date	Monday, May 08, 2024	Sheet 1 of 1

1-50285
 TX0->RX1, TX1->RX0
 1-50285-->2-50285
 1-TX0->2-RX0, 1-TX1->2-RX1




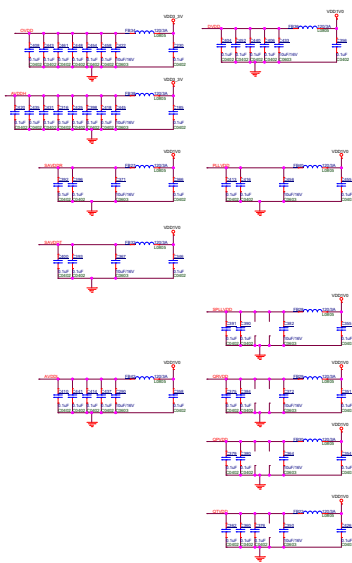


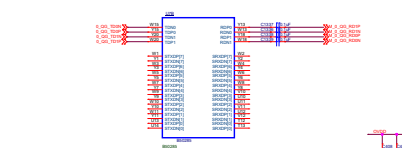
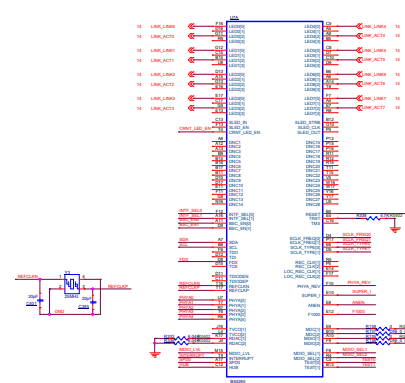
Rev	<Rev>	
Doc	Document Number	<Doc>
Doc	<Doc>	<RevCode>
Doc	Thursday, May 12, 2011	Sheet 1 of 1


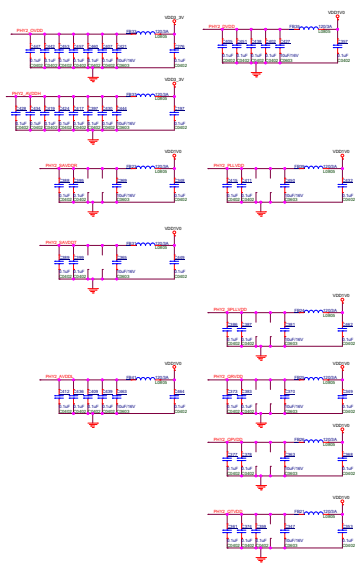
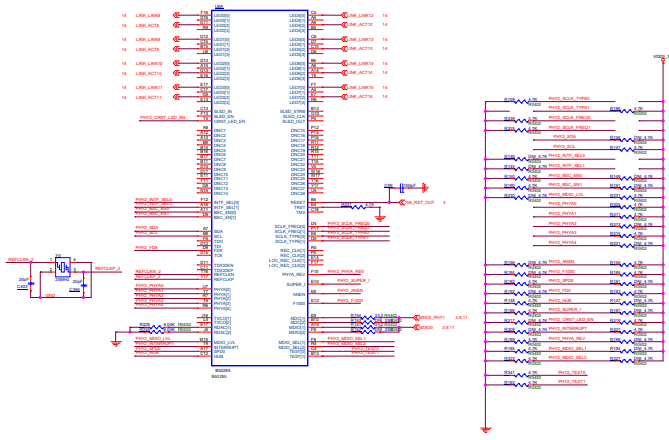
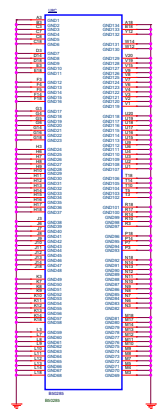

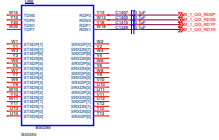


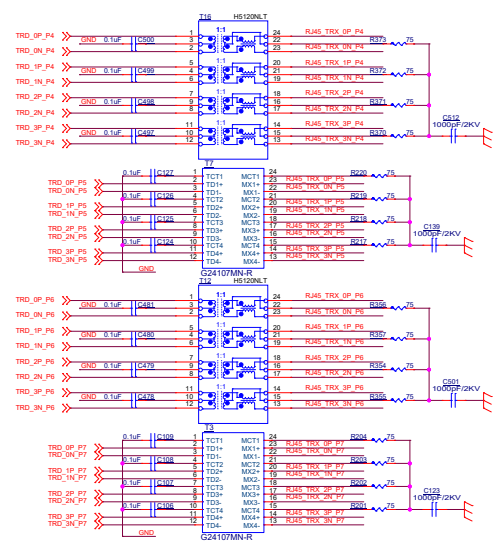
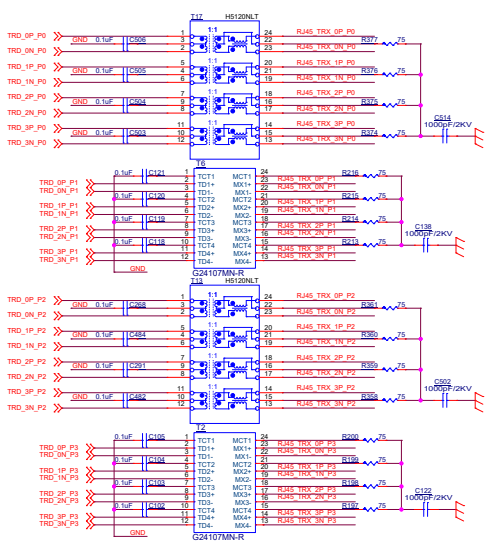
File	<Title>	Rev
Rev	Document Number	<Rev>
C	POWER	
Doc	THUNDER_MCU_004	Sheet 2 of 14

INTF_SEL[0]	I/O	Interface Mode Select. Active high. Select the PHY configuration shown below. INTF_SEL[0] MODE 00 QSGMI to Copper 01 QSGMI to Fiber 10 Reserved 11 Reserved Note • Copper = 10BASE-T, 100BASE-TX, 1000BASE-T. • Fiber = 100BASE-FX, 1000BASE-X, SGMII-Slave.
INTF_SEL[1]	SOR	
BSC_EN[0]	I/O	BSC Enable. Active high. Broadcom Serial Control. The BSC interface acts as an FC Master. These inputs enable and select the type of EEPROM. See "Broadcom Serial Control Interface" on page 15 for details. BSC_EN[0] • 00 = Disable BSC interface. • 11 = Auto detect between Small and Large PROM. Note: The Broadcom serial control (BSC) bus is NOT FC compatible.
BSC_EN[1]	SOR	
TEST[0]	I/O	Test Mode Enables. Active high. These balls must always be pulled low during normal operation. Pulling both balls high tristates all outputs. These balls are used by Broadcom for test purposes only. These balls should be tied to ground.
TEST[1]	SOR	

ANEN	I/O	Auto-negotiation Select. Active high. When high, auto-negotiation is enabled, when low, auto-negotiation is disabled. After reset, the auto-negotiation function is under software control. This ball works in conjunction with the F1000, FDX, and SPD0 to set up the default duplex and speed of the twisted-pair interface.			
SPD0	SOR				
F1000	I/O	Speed Select. Active high. Sets the default advertisement of the B50285, according to the following table.			
	SOR				
	I/O	ANEN	F1000	SPD0	Description
	SOR	0	0	0	Force 100BASE-T
		0	0	1	Force 100BASE-TX
		0	1	X	Force 1000BASE-T (See Note below)
		1	0	0	Auto-negotiate advertise: 10BASE-T
		1	0	1	Auto-negotiate advertise: 10/100BASE-TX
		1	1	0	Auto-negotiate advertise: 10/100/1000BASE-T
		1	1	1	Auto-negotiate advertise: 1000BASE-T



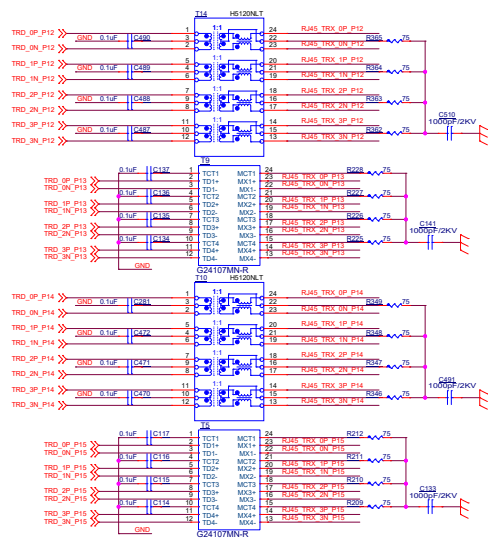
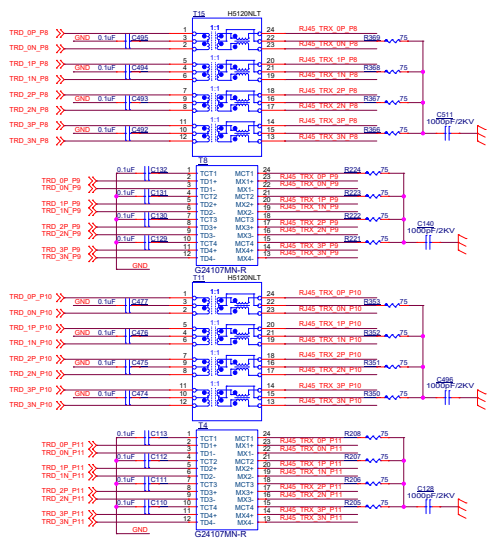




RJ45_TRX_OP_P0	RJ45_TRX_OP_P0	(9)
RJ45_TRX_ON_P0	RJ45_TRX_ON_P0	(9)
RJ45_TRX_IP_P0	RJ45_TRX_IP_P0	(9)
RJ45_TRX_IN_P0	RJ45_TRX_IN_P0	(9)
RJ45_TRX_2P_P0	RJ45_TRX_2P_P0	(9)
RJ45_TRX_2N_P0	RJ45_TRX_2N_P0	(9)
RJ45_TRX_3P_P0	RJ45_TRX_3P_P0	(9)
RJ45_TRX_3N_P0	RJ45_TRX_3N_P0	(9)
RJ45_TRX_OP_P1	RJ45_TRX_OP_P1	(9)
RJ45_TRX_ON_P1	RJ45_TRX_ON_P1	(9)
RJ45_TRX_IP_P1	RJ45_TRX_IP_P1	(9)
RJ45_TRX_IN_P1	RJ45_TRX_IN_P1	(9)
RJ45_TRX_2P_P1	RJ45_TRX_2P_P1	(9)
RJ45_TRX_2N_P1	RJ45_TRX_2N_P1	(9)
RJ45_TRX_3P_P1	RJ45_TRX_3P_P1	(9)
RJ45_TRX_3N_P1	RJ45_TRX_3N_P1	(9)
RJ45_TRX_OP_P2	RJ45_TRX_OP_P2	(9)
RJ45_TRX_ON_P2	RJ45_TRX_ON_P2	(9)
RJ45_TRX_IP_P2	RJ45_TRX_IP_P2	(9)
RJ45_TRX_IN_P2	RJ45_TRX_IN_P2	(9)
RJ45_TRX_2P_P2	RJ45_TRX_2P_P2	(9)
RJ45_TRX_2N_P2	RJ45_TRX_2N_P2	(9)
RJ45_TRX_3P_P2	RJ45_TRX_3P_P2	(9)
RJ45_TRX_3N_P2	RJ45_TRX_3N_P2	(9)
RJ45_TRX_OP_P3	RJ45_TRX_OP_P3	(9)
RJ45_TRX_ON_P3	RJ45_TRX_ON_P3	(9)
RJ45_TRX_IP_P3	RJ45_TRX_IP_P3	(9)
RJ45_TRX_IN_P3	RJ45_TRX_IN_P3	(9)
RJ45_TRX_2P_P3	RJ45_TRX_2P_P3	(9)
RJ45_TRX_2N_P3	RJ45_TRX_2N_P3	(9)
RJ45_TRX_3P_P3	RJ45_TRX_3P_P3	(9)
RJ45_TRX_3N_P3	RJ45_TRX_3N_P3	(9)

RJ45_TRX_OP_P4	RJ45_TRX_OP_P4	(9)
RJ45_TRX_ON_P4	RJ45_TRX_ON_P4	(9)
RJ45_TRX_IP_P4	RJ45_TRX_IP_P4	(9)
RJ45_TRX_IN_P4	RJ45_TRX_IN_P4	(9)
RJ45_TRX_2P_P4	RJ45_TRX_2P_P4	(9)
RJ45_TRX_2N_P4	RJ45_TRX_2N_P4	(9)
RJ45_TRX_3P_P4	RJ45_TRX_3P_P4	(9)
RJ45_TRX_3N_P4	RJ45_TRX_3N_P4	(9)
RJ45_TRX_OP_P5	RJ45_TRX_OP_P5	(9)
RJ45_TRX_ON_P5	RJ45_TRX_ON_P5	(9)
RJ45_TRX_IP_P5	RJ45_TRX_IP_P5	(9)
RJ45_TRX_IN_P5	RJ45_TRX_IN_P5	(9)
RJ45_TRX_2P_P5	RJ45_TRX_2P_P5	(9)
RJ45_TRX_2N_P5	RJ45_TRX_2N_P5	(9)
RJ45_TRX_3P_P5	RJ45_TRX_3P_P5	(9)
RJ45_TRX_3N_P5	RJ45_TRX_3N_P5	(9)
RJ45_TRX_OP_P6	RJ45_TRX_OP_P6	(9)
RJ45_TRX_ON_P6	RJ45_TRX_ON_P6	(9)
RJ45_TRX_IP_P6	RJ45_TRX_IP_P6	(9)
RJ45_TRX_IN_P6	RJ45_TRX_IN_P6	(9)
RJ45_TRX_2P_P6	RJ45_TRX_2P_P6	(9)
RJ45_TRX_2N_P6	RJ45_TRX_2N_P6	(9)
RJ45_TRX_3P_P6	RJ45_TRX_3P_P6	(9)
RJ45_TRX_3N_P6	RJ45_TRX_3N_P6	(9)
RJ45_TRX_OP_P7	RJ45_TRX_OP_P7	(9)
RJ45_TRX_ON_P7	RJ45_TRX_ON_P7	(9)
RJ45_TRX_IP_P7	RJ45_TRX_IP_P7	(9)
RJ45_TRX_IN_P7	RJ45_TRX_IN_P7	(9)
RJ45_TRX_2P_P7	RJ45_TRX_2P_P7	(9)
RJ45_TRX_2N_P7	RJ45_TRX_2N_P7	(9)
RJ45_TRX_3P_P7	RJ45_TRX_3P_P7	(9)
RJ45_TRX_3N_P7	RJ45_TRX_3N_P7	(9)

File	<Title>	Rev
Doc	Document Number	<Doc>
Rev	<Rev>	<Rev>
Date	Thursday, May 19, 2024	Page 11 of 14



RJ45 TRX_OP_P8 >> RJ45 TRX_OP_P8 (9)
 RJ45 TRX_IN_P8 >> RJ45 TRX_IN_P8 (9)
 RJ45 TRX_IP_P8 >> RJ45 TRX_IP_P8 (9)
 RJ45 TRX_IN_P8 >> RJ45 TRX_IN_P8 (9)
 RJ45 TRX_2P_P8 >> RJ45 TRX_2P_P8 (9)
 RJ45 TRX_2N_P8 >> RJ45 TRX_2N_P8 (9)
 RJ45 TRX_3P_P8 >> RJ45 TRX_3P_P8 (9)
 RJ45 TRX_3N_P8 >> RJ45 TRX_3N_P8 (9)

RJ45 TRX_OP_P9 >> RJ45 TRX_OP_P9 (9)
 RJ45 TRX_IN_P9 >> RJ45 TRX_IN_P9 (9)
 RJ45 TRX_IP_P9 >> RJ45 TRX_IP_P9 (9)
 RJ45 TRX_IN_P9 >> RJ45 TRX_IN_P9 (9)
 RJ45 TRX_2P_P9 >> RJ45 TRX_2P_P9 (9)
 RJ45 TRX_2N_P9 >> RJ45 TRX_2N_P9 (9)
 RJ45 TRX_3P_P9 >> RJ45 TRX_3P_P9 (9)
 RJ45 TRX_3N_P9 >> RJ45 TRX_3N_P9 (9)

RJ45 TRX_OP_P10 >> RJ45 TRX_OP_P10 (9)
 RJ45 TRX_IN_P10 >> RJ45 TRX_IN_P10 (9)
 RJ45 TRX_IP_P10 >> RJ45 TRX_IP_P10 (9)
 RJ45 TRX_IN_P10 >> RJ45 TRX_IN_P10 (9)
 RJ45 TRX_2P_P10 >> RJ45 TRX_2P_P10 (9)
 RJ45 TRX_2N_P10 >> RJ45 TRX_2N_P10 (9)
 RJ45 TRX_3P_P10 >> RJ45 TRX_3P_P10 (9)
 RJ45 TRX_3N_P10 >> RJ45 TRX_3N_P10 (9)

RJ45 TRX_OP_P11 >> RJ45 TRX_OP_P11 (9)
 RJ45 TRX_IN_P11 >> RJ45 TRX_IN_P11 (9)
 RJ45 TRX_IP_P11 >> RJ45 TRX_IP_P11 (9)
 RJ45 TRX_IN_P11 >> RJ45 TRX_IN_P11 (9)
 RJ45 TRX_2P_P11 >> RJ45 TRX_2P_P11 (9)
 RJ45 TRX_2N_P11 >> RJ45 TRX_2N_P11 (9)
 RJ45 TRX_3P_P11 >> RJ45 TRX_3P_P11 (9)
 RJ45 TRX_3N_P11 >> RJ45 TRX_3N_P11 (9)

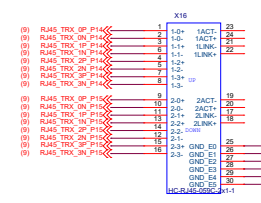
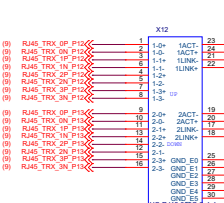
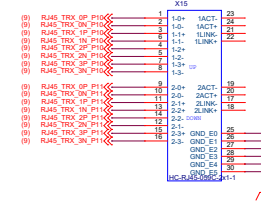
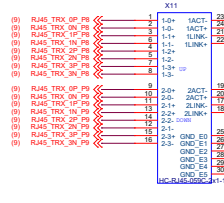
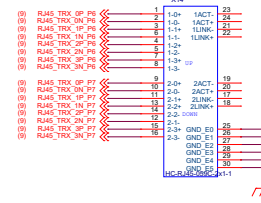
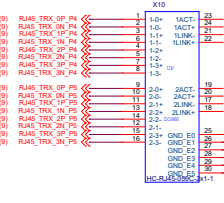
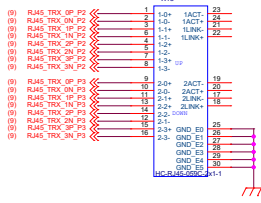
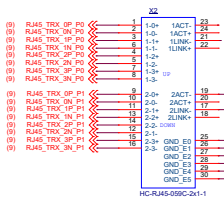
RJ45 TRX_OP_P12 >> RJ45 TRX_OP_P12 (9)
 RJ45 TRX_IN_P12 >> RJ45 TRX_IN_P12 (9)
 RJ45 TRX_IP_P12 >> RJ45 TRX_IP_P12 (9)
 RJ45 TRX_IN_P12 >> RJ45 TRX_IN_P12 (9)
 RJ45 TRX_2P_P12 >> RJ45 TRX_2P_P12 (9)
 RJ45 TRX_2N_P12 >> RJ45 TRX_2N_P12 (9)
 RJ45 TRX_3P_P12 >> RJ45 TRX_3P_P12 (9)
 RJ45 TRX_3N_P12 >> RJ45 TRX_3N_P12 (9)

RJ45 TRX_OP_P13 >> RJ45 TRX_OP_P13 (9)
 RJ45 TRX_IN_P13 >> RJ45 TRX_IN_P13 (9)
 RJ45 TRX_IP_P13 >> RJ45 TRX_IP_P13 (9)
 RJ45 TRX_IN_P13 >> RJ45 TRX_IN_P13 (9)
 RJ45 TRX_2P_P13 >> RJ45 TRX_2P_P13 (9)
 RJ45 TRX_2N_P13 >> RJ45 TRX_2N_P13 (9)
 RJ45 TRX_3P_P13 >> RJ45 TRX_3P_P13 (9)
 RJ45 TRX_3N_P13 >> RJ45 TRX_3N_P13 (9)

RJ45 TRX_OP_P14 >> RJ45 TRX_OP_P14 (9)
 RJ45 TRX_IN_P14 >> RJ45 TRX_IN_P14 (9)
 RJ45 TRX_IP_P14 >> RJ45 TRX_IP_P14 (9)
 RJ45 TRX_IN_P14 >> RJ45 TRX_IN_P14 (9)
 RJ45 TRX_2P_P14 >> RJ45 TRX_2P_P14 (9)
 RJ45 TRX_2N_P14 >> RJ45 TRX_2N_P14 (9)
 RJ45 TRX_3P_P14 >> RJ45 TRX_3P_P14 (9)
 RJ45 TRX_3N_P14 >> RJ45 TRX_3N_P14 (9)

RJ45 TRX_OP_P15 >> RJ45 TRX_OP_P15 (9)
 RJ45 TRX_IN_P15 >> RJ45 TRX_IN_P15 (9)
 RJ45 TRX_IP_P15 >> RJ45 TRX_IP_P15 (9)
 RJ45 TRX_IN_P15 >> RJ45 TRX_IN_P15 (9)
 RJ45 TRX_2P_P15 >> RJ45 TRX_2P_P15 (9)
 RJ45 TRX_2N_P15 >> RJ45 TRX_2N_P15 (9)
 RJ45 TRX_3P_P15 >> RJ45 TRX_3P_P15 (9)
 RJ45 TRX_3N_P15 >> RJ45 TRX_3N_P15 (9)

File	<Title>	Rev
Doc	Document Number	
Doc	Doc	
Rev	Thursday, May 19, 2024	Sheet 12 of 14



File	<Title>	
Doc	Document Number	Rev
C	C000	1.0
Date:	Thursday, May 02, 2024	Sheet 13 of 14