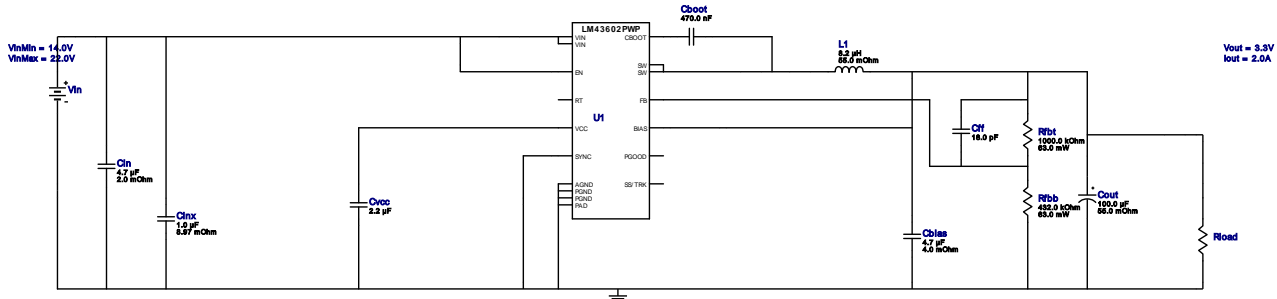







WEBENCH[®] Design Report

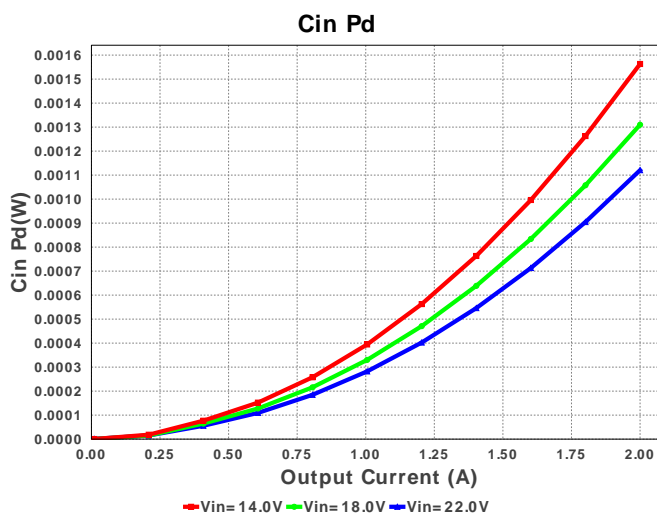
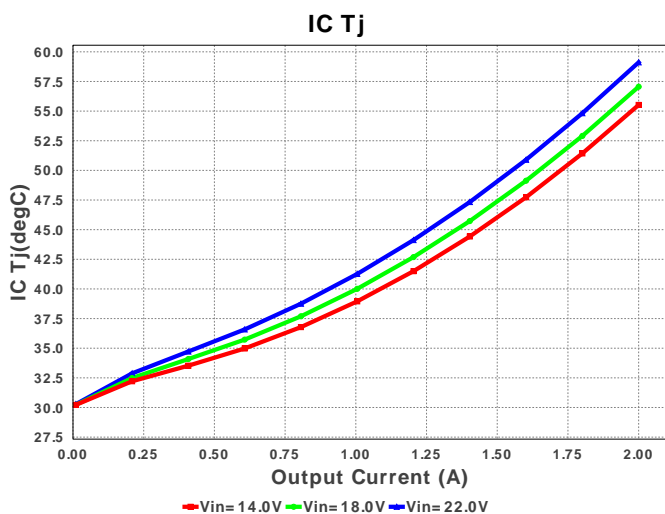
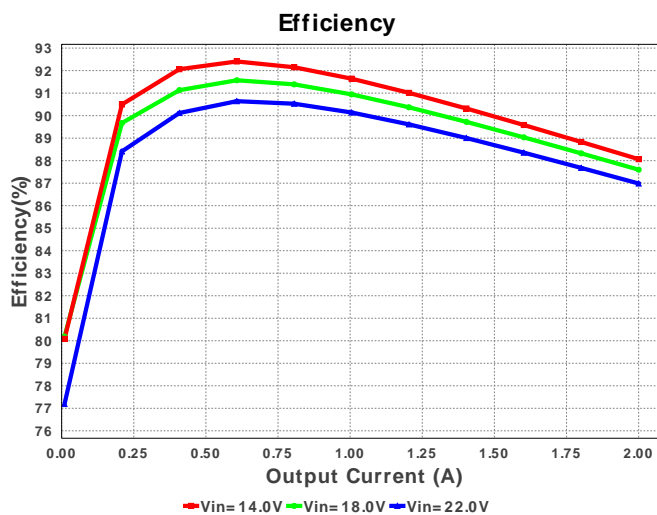
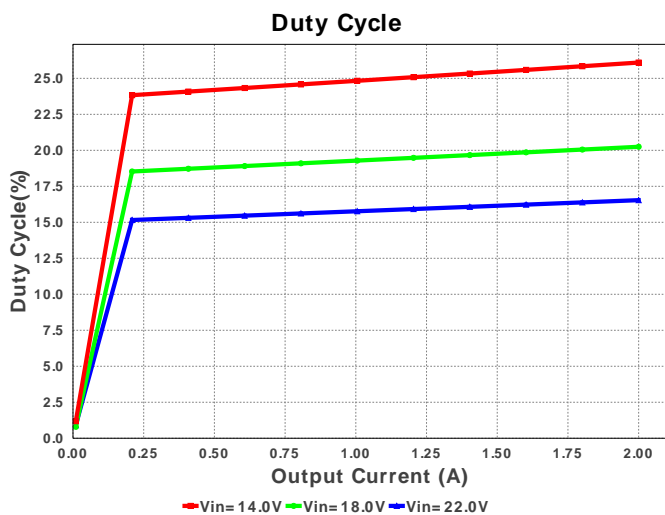
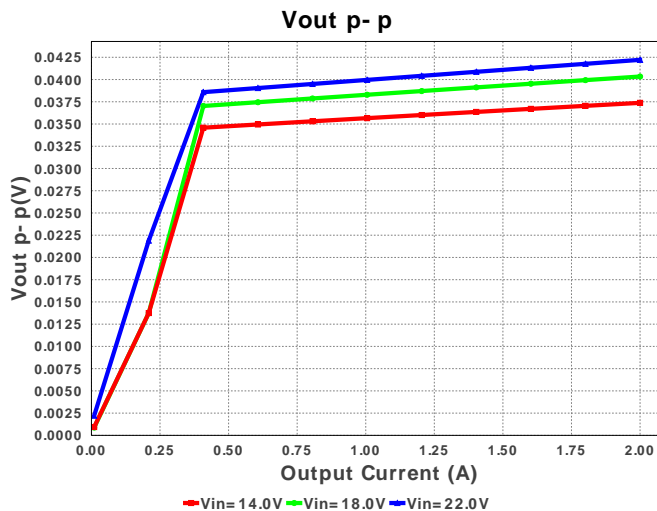
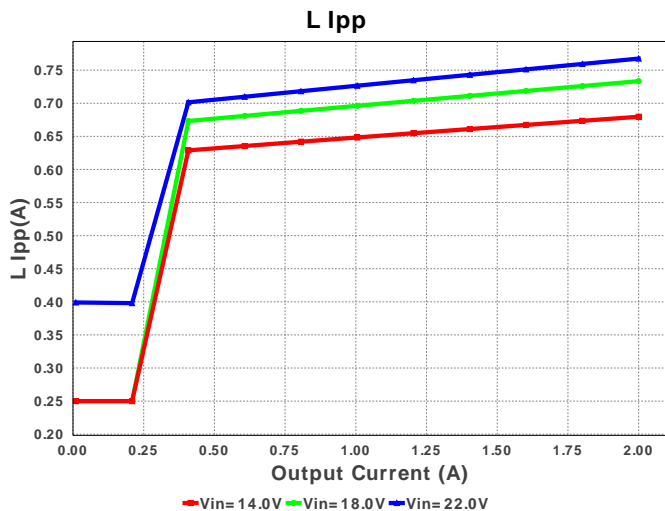
 Design : 4358930/1 LM43602PWPR
 LM43602PWPR 14.0V-22.0V to 3.30V @ 2.0A


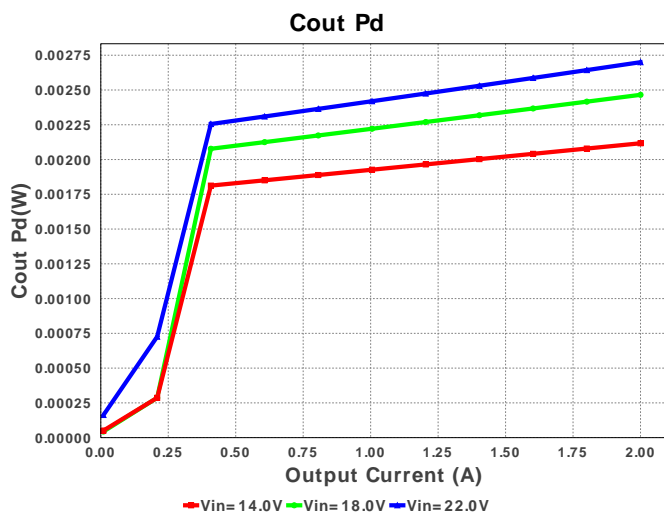
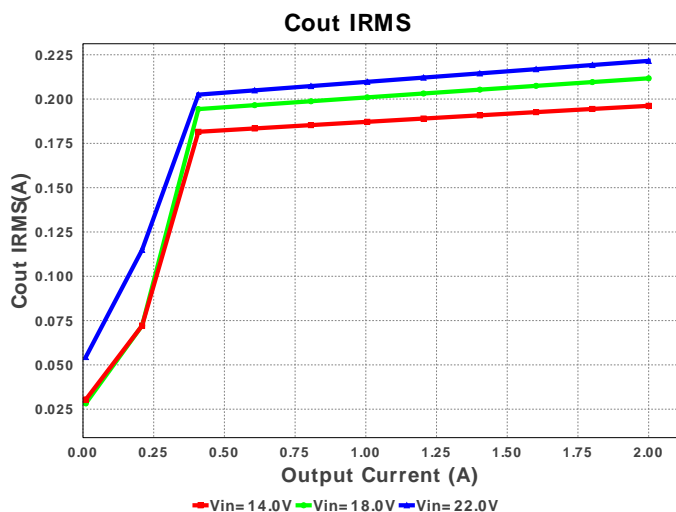
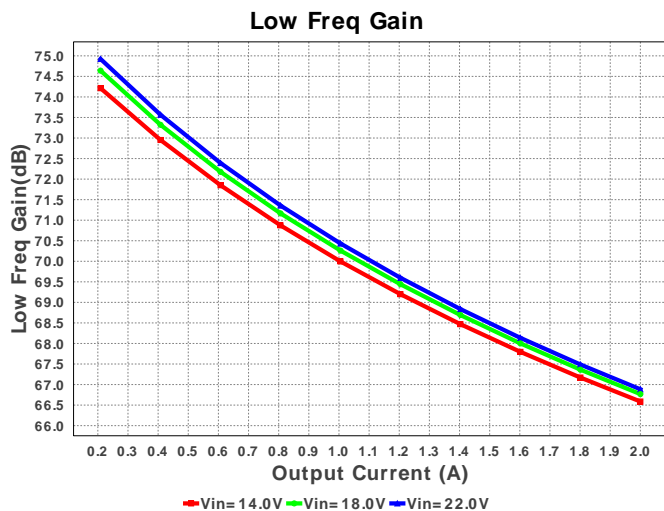
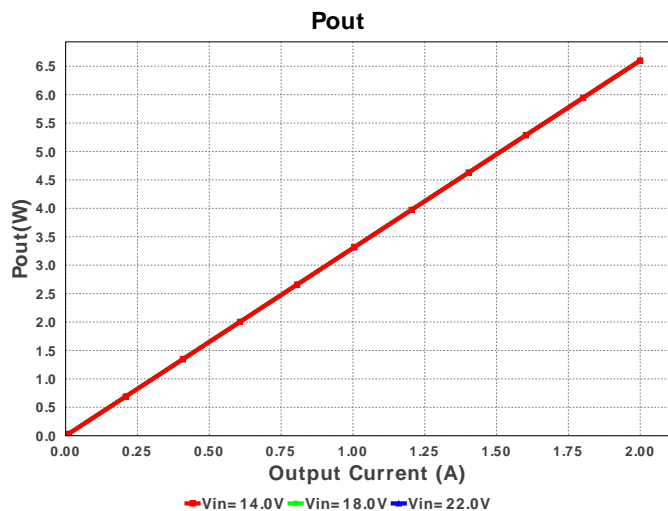
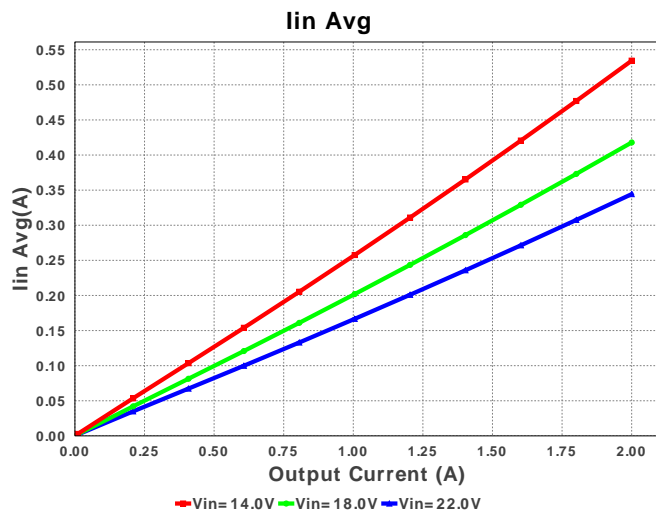
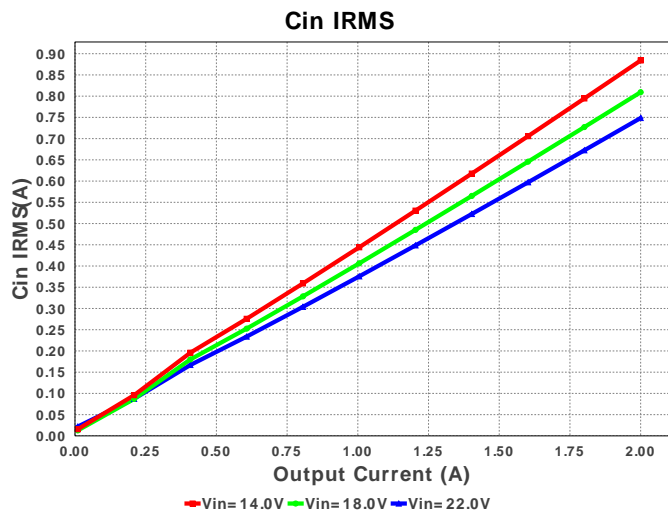
- The input capacitor included in the BOM only contains a small filter capacitor that should be placed near the IC. Depending on where the power supply is laid out in the system additional bulk capacitance may need to be added to filter the line ripple.
- If there is no VinTyp specified, WEBENCH will use the VinMax value. To change the VinTyp value, click on the "Change Design Inputs" button under the Optimization Tuning knob. In some applications, while the design requires the input voltage to be a wide range, for a majority of the time, it is operating at a much lower voltage than the maximum input voltage. Sizing the inductor based on the maximum input voltage may yield an inductance much larger than typically needed, causing a larger footprint for the overall design. At the same time, components such as the input capacitor must be rated based on the maximum input voltage. WEBENCH now supports the use of this additional input voltage specification.

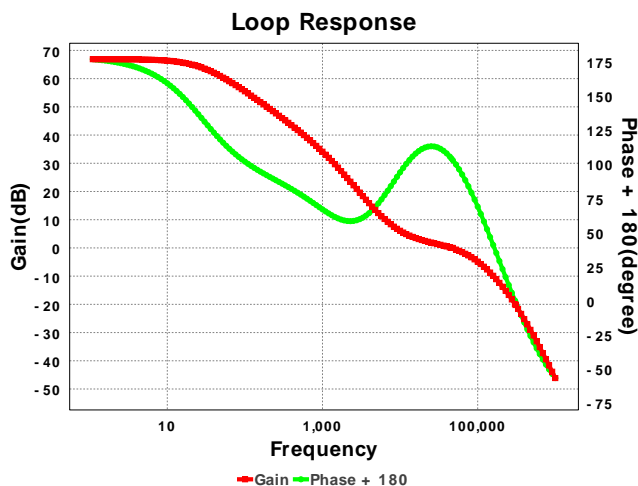
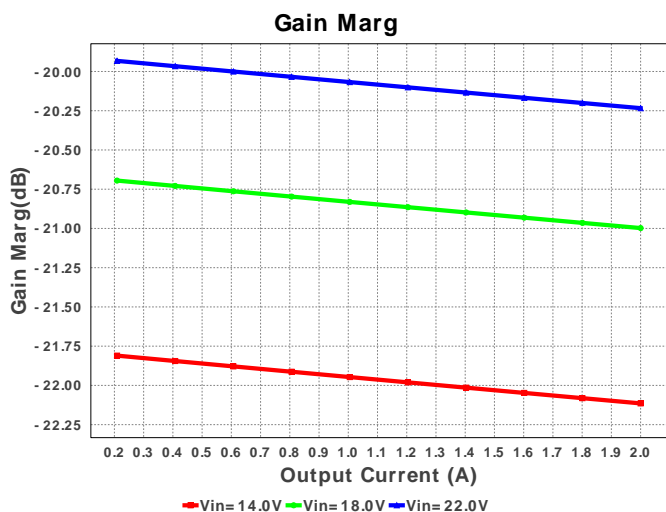
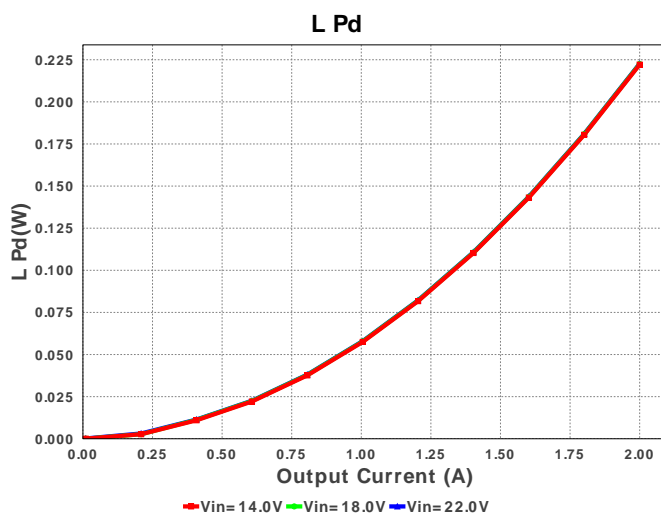
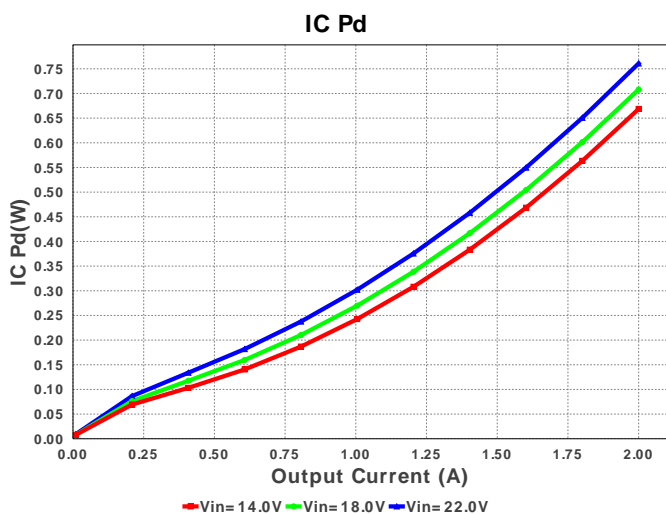
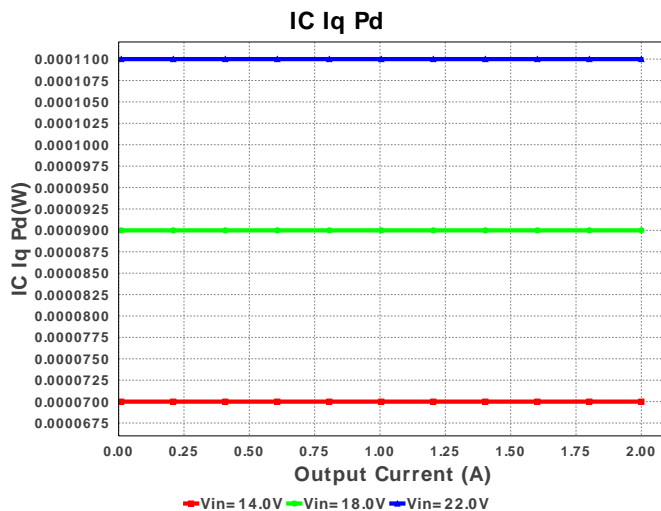
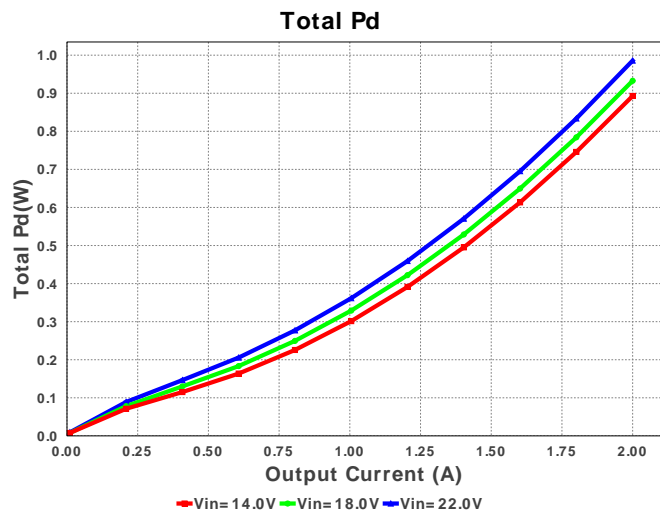
Electrical BOM

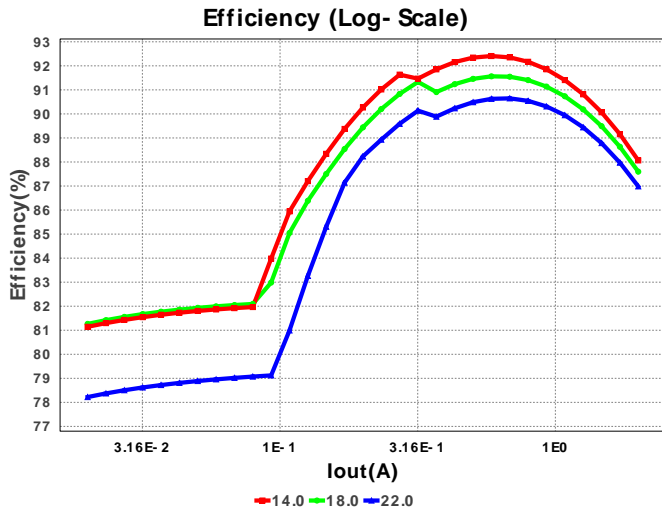
#	Name	Manufacturer	Part Number	Properties	Qty	Price	Footprint
1.	Cbias	Taiyo Yuden	JMK212BJ475KG-T Series= X5R	Cap= 4.7 uF ESR= 4.0 mOhm VDC= 6.3 V IRMS= 0.0 A	1	\$0.02	 0805 7 mm ²
2.	Cboot	MuRata	GRM155C80J474KE19D Series= 379	Cap= 470.0 nF VDC= 6.3 V IRMS= 0.0 A	1	\$0.01	 0402 3 mm ²
3.	Cff	Kemet	C0805C180M3GACTU Series= C0G/NP0	Cap= 18.0 pF VDC= 25.0 V IRMS= 0.0 A	1	\$0.01	 0805 7 mm ²
4.	Cin	MuRata	GRM32ER71H475KA88L Series= X7R	Cap= 4.7 uF ESR= 2.0 mOhm VDC= 50.0 V IRMS= 5.35 A	1	\$0.29	 1210 15 mm ²
5.	Cinx	TDK	C3216X5R1H105K Series= X5R	Cap= 1.0 uF ESR= 8.97 mOhm VDC= 50.0 V IRMS= 0.0 A	1	\$0.04	 1206 11 mm ²
6.	Cout	Panasonic	6TPG100MG Series= 1279	Cap= 100.0 uF ESR= 55.0 mOhm VDC= 6.3 V IRMS= 1.1 A	1	\$0.44	 3528-12 17 mm ²
7.	Cvcc	Kemet	C0603C225K9PACTU Series= X5R	Cap= 2.2 uF VDC= 6.3 V IRMS= 0.0 A	1	\$0.02	 0603 5 mm ²
8.	L1	Bourns	SRN6045-8R2Y	L= 8.2 uH DCR= 55.0 mOhm	1	\$0.16	 SRN6045 64 mm ²
9.	Rfbb	Vishay-Dale	CRCW0402432KFKED Series= CRCW..e3	Res= 432.0 kOhm Power= 63.0 mW Tolerance= 1.0%	1	\$0.01	 0402 3 mm ²

#	Name	Manufacturer	Part Number	Properties	Qty	Price	Footprint
10.	Rfbt	Vishay-Dale	CRCW04021M00FKED Series= CRCW..e3	Res= 1000.0 kOhm Power= 63.0 mW Tolerance= 1.0%	1	\$0.01	0402 3 mm ²
11.	U1	Texas Instruments	LM43602PWPR	Switcher	1	\$1.75	 PWP0016F 42 mm ²









Operating Values

#	Name	Value	Category	Description
1.	Cin IRMS	748.501 mA	Current	Input capacitor RMS ripple current
2.	Cout IRMS	221.558 mA	Current	Output capacitor RMS ripple current
3.	Iin Avg	344.31 mA	Current	Average input current
4.	L Ipp	767.5 mA	Current	Peak-to-peak inductor ripple current
5.	BOM Count	11	General	Total Design BOM count
6.	FootPrint	176.0 mm ²	General	Total Foot Print Area of BOM components
7.	Frequency	500.0 kHz	General	Switching frequency
8.	Pout	6.6 W	General	Total output power
9.	Total BOM	\$2.76	General	Total BOM Cost
10.	Vout OP	3.3 V	Op_Point	Operational Output Voltage
11.	Cross Freq	45.798 kHz	Op_point	Bode plot crossover frequency
12.	Duty Cycle	16.539 %	Op_point	Duty cycle
13.	Efficiency	86.986 %	Op_point	Steady state efficiency
14.	Gain Marg	-20.234 dB	Op_point	Bode Plot Gain Margin
15.	IC Tj	59.112 degC	Op_point	IC junction temperature
16.	ICThetaJA	38.9 degC/W	Op_point	IC junction-to-ambient thermal resistance
17.	IOUT_OP	2.0 A	Op_point	Iout operating point
18.	Phase Marg	105.08 deg	Op_point	Bode Plot Phase Margin
19.	VIN_OP	22.0 V	Op_point	Vin operating point
20.	Vout p-p	42.212 mV	Op_point	Peak-to-peak output ripple voltage
21.	Cin Pd	1.121 mW	Power	Input capacitor power dissipation
22.	Cout Pd	2.7 mW	Power	Output capacitor power dissipation
23.	IC Iq Pd	110.0 μW	Power	IC Iq Pd
24.	IC Pd	760.917 mW	Power	IC power dissipation
25.	L Pd	222.7 mW	Power	Inductor power dissipation
26.	Total Pd	985.787 mW	Power	Total Power Dissipation
27.	Low Freq Gain	66.885 dB	Unknown	Gain at 10Hz

Design Inputs

#	Name	Value	Description
1.	Iout	2.0	Maximum Output Current
2.	Iout1	2.0	Output Current #1
3.	VinMax	22.0	Maximum input voltage
4.	VinMin	14.0	Minimum input voltage
5.	Vout	3.3	Output Voltage
6.	Vout1	3.3	Output Voltage #1
7.	base_pn	LM43602	Texas Instruments Base Part Number
8.	source	DC	Input Source Type
9.	ta	30.0	Ambient temperature

Design Assistance

1. LM43602 Product Folder : <http://www.ti.com/product/LM43602> : contains the data sheet and other resources.

Texas Instruments' WEBENCH simulation tools attempt to recreate the performance of a substantially equivalent physical implementation of the design. Simulations are created using Texas Instruments' published specifications as well as the published specifications of other device manufacturers. While Texas Instruments does update this information periodically, this information may not be current at the time the simulation is built. Texas Instruments does not warrant the accuracy or completeness of the specifications or any information contained therein. Texas Instruments does not warrant that any designs or recommended parts will meet the specifications you entered, will be suitable for your application or fit for any particular purpose, or will operate as shown in the simulation in a physical implementation. Texas Instruments does not warrant that the designs are production worthy.

You should completely validate and test your design implementation to confirm the system functionality for your application prior to production.

Use of Texas Instruments' WEBENCH simulation tools is subject to [Texas Instruments' Site Terms and Conditions of Use](#). Prototype boards based on WEBENCH created designs are provided AS IS without warranty of any kind for evaluation and testing purposes and are subject to the terms of the [Evaluation License Agreement](#).